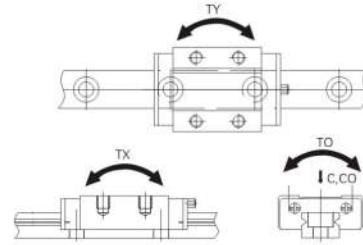


Specification of WTK Series Linear guide(Mini Type)

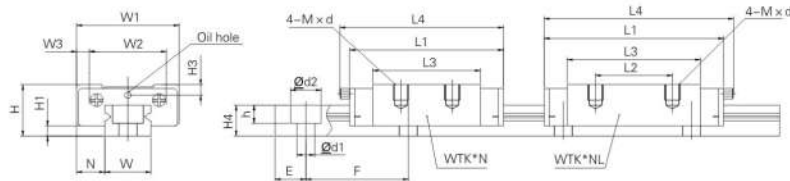


• WTK-N,WTK-W

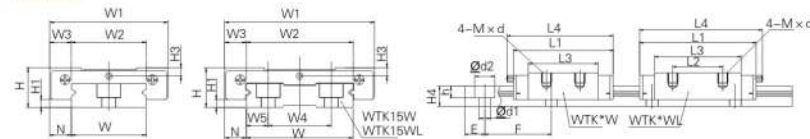


Note: Specification of C, Co, Ta, Tx, Ty refer to Page A29

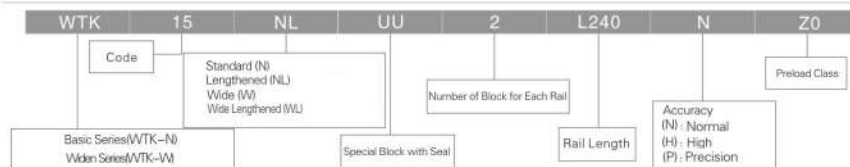
• WTK-N



• WTK-W



Model Code ▶



Model	Component Dimension			Block Dimension									Rail Bolt Size	
	H	H1	N	W1	W2	W3	L1	L2	L3	L4	M×d	H3	Size×Length	
WTK7N	8	1.5	5	17	12	2.5	23.5	8	14.3	-	M2x2.5	1.5	M2X6	
WTK7NL	8	1.5	5	17	12	2.5	31	12	21.6	-	M2X2.6	1.5	M2X6	
WTK9N	10	2	5.5	20	15	2.5	30	10	20.8	-	M3X3	2.2	M3X8	
WTK9NL	10	2	5.5	20	15	2.5	40.5	15	30.9	-	M3X3	2.2	M3X8	
WTK12N	13	3	7.5	27	20	3.5	34	15	21.6	-	M3X3.5	2.7	M3X8	
WTK12NL	13	3	7.5	27	20	3.5	44	20	32	-	M3X3.5	2.7	M3X8	
WTK15N	16	4	8.5	32	25	3.5	42	20	27.8	-	M3X4	3.1	M3X10	
WTK15NL	16	4	8.5	32	25	3.5	57	25	42.7	62	M3X4	3.1	M3X10	
WTK7W	9	1.9	5.5	25	19	3	31.2	10	21	-	M3X3	1.8	M3X6	
WTK7WL	9	1.9	5.5	25	19	3	41	19	30.8	-	M3X3	1.8	M3X6	
WTK9W	12	2.9	6	30	21	4.5	39.3	12	27.5	-	M3X3	2.4	M3X8	
WTK9WL	12	2.9	6	30	23	3.5	50.7	24	38.5	-	M3X3	2.4	M3X8	
WTK12W	14	3	8	40	28	6	44	15	31	-	M3X3.5	3.2	M4X10	
WTK12WL	14	3	8	40	28	6	59	28	46.3	-	M3X3.5	3.2	M4X10	
WTK15W	16	4	9	60	45	7.5	55	20	39	60	M4X4.5	3.2	M4X12	
WTK15WL	16	4	9	60	45	7.5	74.5	35	58.3	79	M4X4.5	3.2	M4X12	

Model	Rail Dimension					Basic Load Rating		Static Instantaneous Torque			Rail Bolt Size			
	W	H4	E	F	W4	W5	d1xd2xh	C (N)	Co (N)	To (N-m)	Tx (N-m)	Ty (N-m)	Block (g)	Rail (g/10cm)
WTK7N	7	5	7.5	15	-	-	2.4x4.2x2.3	1200	1960	7.2	4.9	4.1	10	22
WTK7NL	7	5	7.5	15	-	-	2.4x4.2x2.3	1510	2750	10	9.1	7.7	14	22
WTK9N	9	6	10	20	-	-	3.5x6x3.5	1610	2860	13.3	9.4	7.9	19	35
WTK9NL	9	6	10	20	-	-	3.5x6x3.5	2080	4180	19.4	19.4	16.3	28	35
WTK12N	12	8	12.5	25	-	-	3.5x6.5x4.5	2960	4450	27.6	16	13.4	35	65
WTK12NL	12	8	12.5	25	-	-	3.5x6.5x4.5	3780	6430	39.9	31.8	26.7	52	65
WTK15N	15	10	20	40	-	-	3.5x6.5x4.5	4390	6730	51.8	30.8	25.9	64	107
WTK15NL	15	10	20	40	-	-	3.5x6.5x4.5	5750	10100	77.7	66.2	55.6	95	107
WTK7W	14	5.2	10	30	-	-	3.5x6x3.2	1370	2060	15.7	7.14	7.14	20	51
WTK7WL	14	5.2	10	30	-	-	3.5x6x3.2	1770	3140	23.45	15.53	15.53	29	51
WTK9W	18	7	10	30	-	-	3.5x6x4.5	2750	4120	40.12	18.96	18.96	40	91
WTK9WL	18	7	10	30	-	-	3.5x6x4.5	3430	5890	54.54	34	34	57	91
WTK12W	24	8	20	40	-	-	3.5x8x4.5	3780	6430	78.4	31.8	26.7	76	139
WTK12WL	24	8	20	40	-	-	3.5x8x4.5	4870	9400	115	65.6	55	111	139
WTK15W	42	10	20	40	23	9.5	3.5x8x4.5	6150	10200	216	63.6	53.3	140	294
WTK15WL	42	10	20	40	23	9.5	3.5x8x4.5	7910	14900	316	131	110	204	294