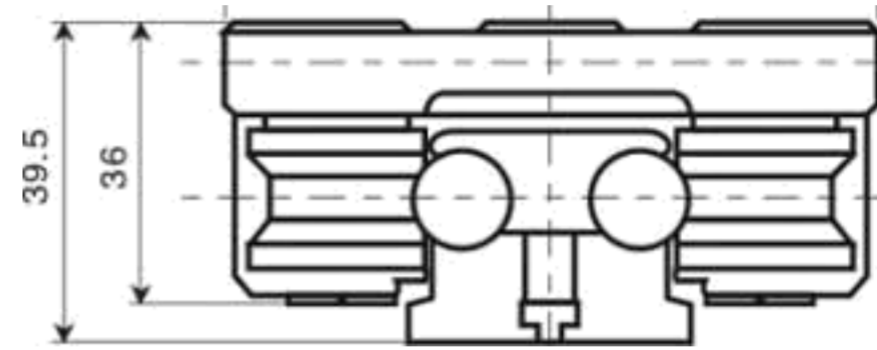
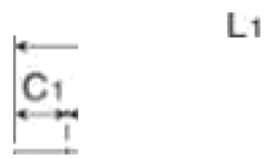


Multi—axial core guide series

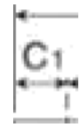
LGD12



3G



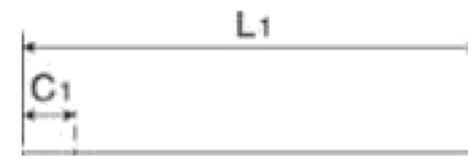
L1



W | B

4 - M6' 10L

LGDB 42-V



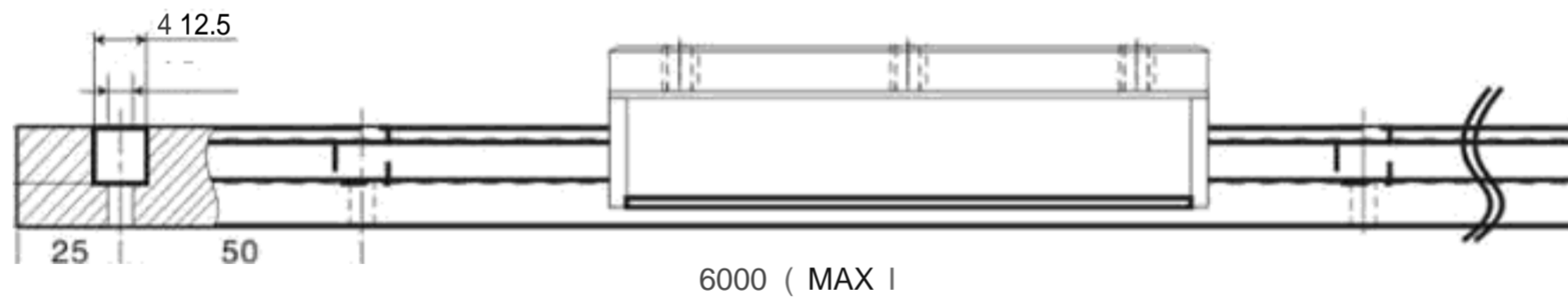
L1

W | x | - ⊕

6 - MG" 10L



LCDB12- s / L / XL



Height V (mm)
Dimensions of each image 1 mm)

| Model No | W | Li | B | B | C | C | Size depth | 基本动额定荷重 | 基本静额定荷重 | 容许静力矩 | | | 重量 |
|----------|-----|-----|----|----|----|----|------------|-------------------------------------|-------------------------------------|----------|----------|----------|------|
| | | | | | | | | Basic dynamic load rating C (kgj) | Basic static load rating Co (kgs) | To Ref-m | Tx hpf-m | Ty bpi-m | kg |
| LGDB12—V | 82 | 60 | 51 | U | 0 | Y0 | M6x12 | 100 | 150 | 2.1 | 1.6 | 1.9 | 0.32 |
| LGDB12-S | 82 | 100 | 27 | 14 | 38 | 12 | M6x12 | 270 | 435 | 8.1 | 6.0 | 7.2 | 0.57 |
| LGDB12-L | 112 | 140 | 94 | 14 | 78 | 12 | M6x12 | 220 | 435 | 8.1 | 10.8 | 12.7 | 0.73 |
| LGDB1—XL | 82 | 160 | 27 | 14 | 68 | 12 | M6x12 | 270 | 435 | 8.1 | 13.2 | 15.5 | 0.85 |

